






BLACK STUDENTS AND INDIANAPOLIS SCHOOLS: A DATA SNAPSHOT



Marion County is the largest county in Indiana and serves the highest percentage of Black students in the state, however, Black students are less likely than White students to meet early college success criteria or even enroll in college at all. While Marion County schools have made improvements, there is still more to be done to serve Black students as opportunity gaps abound. The data below show a brief snapshot of the landscape in Marion County for Black students and in some instances, Indiana overall.

UNCF is actively engaged in helping improve educational outcomes for all students in Indianapolis. To learn more about our K-12 Advocacy work, please go to uncf.org/k12advocacy.

Student Demographics

36% There are 11 school districts/corporations in Marion County that serve **36%** of Black students.¹

41% **41%** of Black students attend public charter schools in Marion County, similar to the state average.²

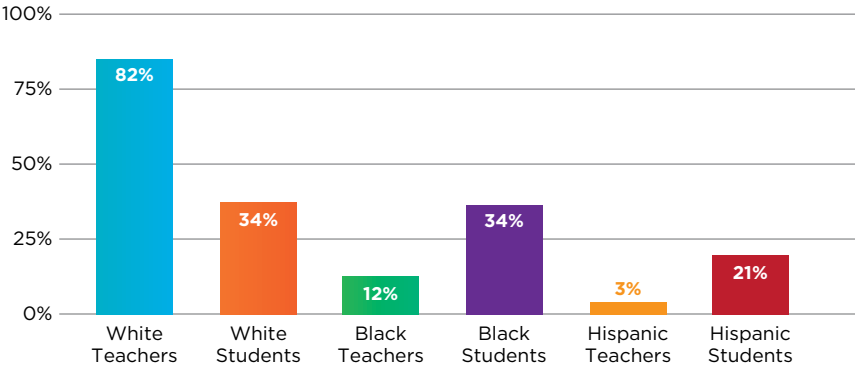
Educators and School Staff

The student-to-teacher ratio in Marion County is **14.8**, compared to 15.7 for the state of Indiana.³

Indiana has an average student-to-counselor ratio of **486-1**, that is nearly double the American School Counselor Association recommendation of **250-1**.⁴

2% Only **2%** of Indiana teachers are Black.⁵

Marion County Teacher and Student Demographics⁶



Sources: Kleban, Ben. Education for All: An Audit of Racial Equity in Marion County. Richard M. Fairbanks Foundation, Oct. 2021.

Discipline

4x Black students in Indiana are **4X** more likely to receive an out-of-school suspension and **2X** more likely to receive an in school suspension than White students.⁷

According to a recent report, Black students in Marion County are **twice as likely** to be expelled and **nine times more likely** to be arrested at school than White students.⁸



COVID-19

\$11M More than **\$11M dollars** in CARES Act funding went to students in Marion County to help in remote learning and training for teachers in August 2020. The Marion County Partnership Application was awarded the largest grant (\$11,526,651)—among other counties in Indiana—to fund 11 public schools, 49 public charter schools and 31 non-public schools.⁹

The state of Indiana received **\$214,472,770** in Coronavirus Aid, Relief and Economic Security (CARES) Act funding.¹⁰

Black and Hispanic students are much more likely to attend low-performing schools than White and Asian students. Since the COVID-19 pandemic, the percentage of Black students attending these schools increased from **57%** in 2019 to **72%** in 2020.¹¹

50% Learning interruptions due to COVID-19 had a negative impact on all students but disproportionality impacted Black students whose saw an approximate **50%** decline in achieving proficiency on the ILearn exams.¹²



Student Achievement

4th and 8th grade Black students in Indiana scored **between 25 and 30 points lower** than White students, on average, in Reading and Math on the 2019 NAEP exams.¹³

24% In 2019, only **24%** of Black students grades 3-8 in Marion County were proficient on the ILearn English exam and **22%** were proficient in Math.¹⁴

HIGH SCHOOL GRADUATION



By 10th grade, White students were **3X more likely** as Black students in Marion County to be proficient in the Math iSTEP+ exam in 2019.¹⁵

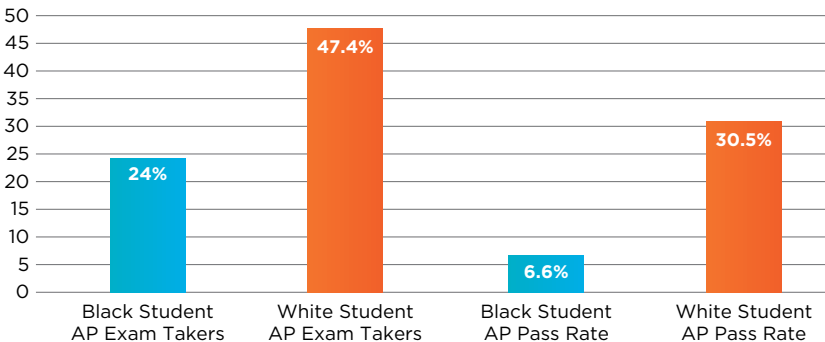
In Marion County, **77%** of Black high school seniors graduated, in comparison to **72%** of White students.¹⁶

69% In 2019, **69%** of Black students in Marion County held the Core 40 Diploma status, which represents the basic core hours needed to graduate, as compared to **51%** of White students.¹⁷

18% of Black students received an Honors Diploma status compared to **43%** for White students.

7% In 2018, **24%** of Black students in Marion County took at least one AP exam while only **6.6%** passed their AP exams. In comparison, **47.4%** of White graduates took at least one AP exam with a **30.5%** pass rate.¹⁸

Marion County Advanced Placement (AP)



Source: Kleban, Ben. Education for All: An Audit of Racial Equity in Marion County. Richard M. Fairbanks Foundation, Oct. 2021.

90% of Indianapolis Black parents in UNCF's research see college as important for their child.

Parent Perspectives

90%

90% of Indianapolis Black parents in UNCF's research see college as important for their child.¹⁹

76%

UNCF data shows that 76% of Black parents in Indianapolis believe educational improvement efforts in schools would be more effective with more Black leaders or Black-led organization involvement.²⁰

52%

52% of Black Indianapolis parents and caregivers in UNCF's study believe Black students do not receive access to the same opportunities as White students.²¹

College Readiness

3x

Upon entering college, Black students that graduated from schools in Marion County were 3x more likely than White students to require remediation (24% Black remediation rate compared to 8% for White students).²²

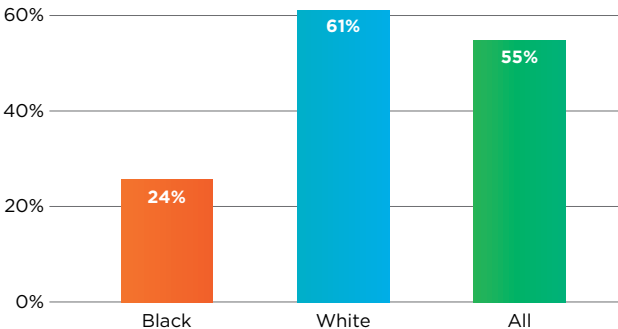
2x

Black students were 2x less likely than White students to have met early college success criteria in Marion County.²³

50%

50% of Black students in Marion County enrolled in college compared to 60% of White students.²⁴

Indiana SAT-tested High School Graduates Meeting College and Career Readiness Benchmarks, 2021²⁵



Endnotes

- ¹ U.S. Department of Education National Center for Education Statistics Common Core of Data (CCD) "Public Elementary/Secondary School Universe Survey" 2020-21 v.1a. Marion County is made up of 11 school corporations/districts, that include traditional public schools, charter schools, private schools, and Innovation Network Schools, which are autonomous schools that partner with Indianapolis Public Schools and are held accountable by the school district for achieving high academic goals and strong student achievement. Indianapolis is the county seat of Marion County.
- ² Kleban, Ben. Education for All: An Audit of Racial Equity in Marion County. Richard M. Fairbanks Foundation, Oct. 2021. National Alliance for Public Charter Schools. data. publiccharters.org
Indianapolis has 13.3% share of Indiana's charter schools.
- ³ U.S. Department of Education National Center for Education Statistics Common Core of Data (CCD) "Public Elementary/Secondary School Universe Survey" 2020-21 v.1a. <https://nces.ed.gov/ccd/elsi/tableGenerator.aspx>
- ⁴ "School Counselor Roles & Ratios - American School Counselor Association (ASCA)." www.schoolcounselor.org. www.schoolcounselor.org/About-School-Counseling/School-Counselor-Roles-Ratios.
- ⁵ U.S. Department of Education, National Center for Education Statistics, National Teacher and Principal Survey (NTPS), "Public School Teacher Data File," 2017-18.
- ⁶ Kleban, Ben. Education for All: An Audit of Racial Equity in Marion County. Richard M. Fairbanks Foundation, Oct. 2021. https://www.rmff.org/wp-content/uploads/2021/10/20211019_RMFF-Racial-Equity-Brief.pdf
- ⁷ "Indiana KIDS COUNT® Data Book." Indiana Youth Institute, www.iyi.org/indiana-kids-count-data-book/. Accessed 8 Oct. 2021.
- ⁸ Kleban, Ben. Education for All: An Audit of Racial Equity in Marion County. Richard M. Fairbanks Foundation, Oct. 2021.
- ⁹ Slaby, MJ. 2020. "These are The Recipients of the \$61 Million in Grants to Improve Remote Learning" *Indy Star*. August 19, 2020. <https://www.indystar.com/story/news/education>
- ¹⁰ "CARES Act Elementary and Secondary School Emergency Relief Fund Tracker." www.ncsl.org, www.ncsl.org/ncsl-in-dc/standing-committees/education/cares-act-elementary-and-secondary-school-emergency-relief-fund-tracker.aspx. Funds were provided through the Elementary and Secondary School Emergency Relief (ESSER) Fund.
- ¹¹ *Ibid.*
- ¹² Kleban, Ben. Education for All: An Audit of Racial Equity in Marion County. Richard M. Fairbanks Foundation, Oct. 2021. ELA proficiency on Math and English ILearn was 14% in 2019 and 7% in 2020 for Black students.
- ¹³ "NAEP State Profiles." Nationsreportcard.gov, 2017, www.nationsreportcard.gov/profiles/teprofile?chart=1&sub=MAT&sj=&sfj=NP&st=MN&year=2019R3.
- ¹⁴ Kleban, Ben. Education for All: An Audit of Racial Equity in Marion County. Richard M. Fairbanks Foundation, Oct. 2021.
- ¹⁵ *Ibid.*
- ¹⁶ "Education." Richard M. Fairbanks Foundation, www.rmff.org/community-data-snapshot/education/.
- ¹⁷ "Education." Richard M. Fairbanks Foundation, www.rmff.org/community-data-snapshot/education/.
- ¹⁸ "Education." Richard M. Fairbanks Foundation, www.rmff.org/community-data-snapshot/education/.
- ¹⁹ UNCF tabulation of data collection from Hart Research Associates on African American parents in Indianapolis 2017. N= 200
- ²⁰ *Ibid.*
- ²¹ *Ibid.*
- ²² "Indiana KIDS COUNT® Data Book." Indiana Youth Institute, www.iyi.org/indiana-kids-count-data-book/. Accessed 8 Oct. 2021.
- ²³ Kleban, Ben. Education for All: An Audit of Racial Equity in Marion County. Richard M. Fairbanks Foundation, Oct. 2021. Early college success criteria includes a student not needing remediation, completing all first year coursework attempted and moving on to sophomore year in Indiana public colleges.
- ²⁴ College Readiness Trends, 2021, Indiana.gov <https://public.tableau.com/app/profile/che.staff/viz/CollegeReadiness2021Story>
- ²⁵ "SAT Suite of Assessments Annual Report, Indiana, 2021." <https://reports.collegeboard.org/pdf/2021-indiana-sat-suite-assessments-annual-report.pdf>
- Note: Graph reflects the percentages of students meeting both the SAT Math and Reading/Writing Benchmarks.
- The SAT Math benchmark is the section score associated with a 75% chance of earning at least a C in first-semester, credit-bearing, college-level courses in algebra, statistics, precalculus, or calculus.
- The SAT Evidence-Based Reading and Writing (ERW) benchmark is associated with a 75% chance of earning at least a C in first-semester, credit-bearing, college-level courses in history, literature, social science, or writing



Citation:

Yanesia, Norris, Anderson, Meredith, & Impink, Allissa. 2022. Black Students and Indianapolis Schools: A Data Snapshot. UNCF.

Acknowledgements:

The authors would like to thank The Mind Trust and Indianapolis Public Schools for feedback on the document.

To learn more about UNCF and how we advocate on behalf of students and families, go to **[UNCF.org/K-12advocacy](https://www.uncf.org/K-12advocacy)**

To learn more about UNCF scholarships, please visit:
[uncf.org/scholarships](https://www.uncf.org/scholarships)

To donate: **[UNCF.org](https://www.uncf.org)**

#UNCFk12





United Negro College Fund, Inc.
1805 7th Street, NW
Washington, DC 20001

T 202.810.0200
F 202.810.0225

UNCF.org

