

VIRGINIA

The positive educational and economic impact of Virginia's HBCUs is large and lasting. The numbers (based on 2016 data) tell the story.

KEY STATS:

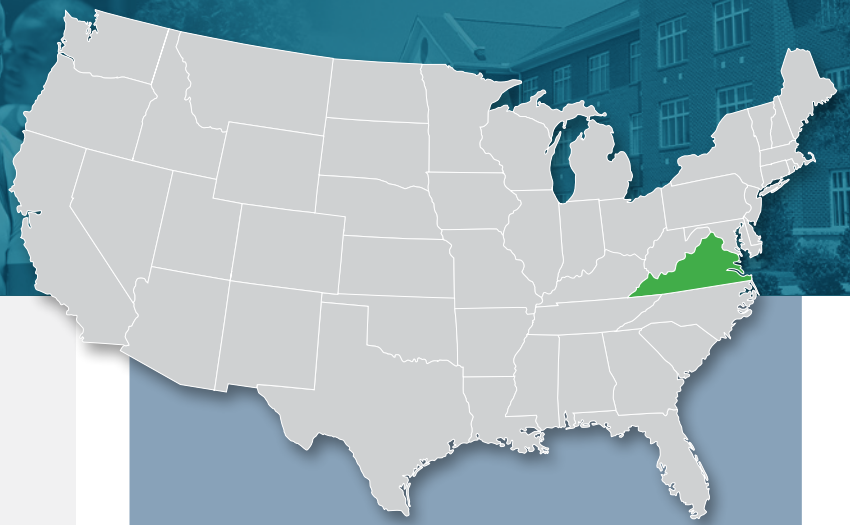
- HBCUs comprise **11%** of the four-year institutions in the state
- Enroll **29%** of all black undergraduates at public and private four-year institutions
- Award **32%** of all bachelor's degrees earned by black students

ENROLLMENT:

- **11,831**: Total number of black undergraduates enrolled at an HBCU in the commonwealth
- **28%**: Percentage of black male undergraduates enrolled at a four-year HBCU in Virginia
- **29%**: Percentage of black female undergraduates enrolled at a four-year HBCU in Virginia

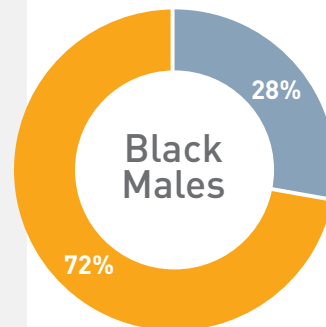
ECONOMIC IMPACT*:

- Total economic impact: Virginia's five HBCUs generate **\$913 million** in total economic impact.
- Total employment impact: Virginia's five HBCUs generate **8,404 jobs** for their local and regional economy.
- Total lifetime earnings for graduates: The **3,513** Virginia HBCU graduates in 2014 can expect total earnings of **\$9.3 billion** over their lifetimes.

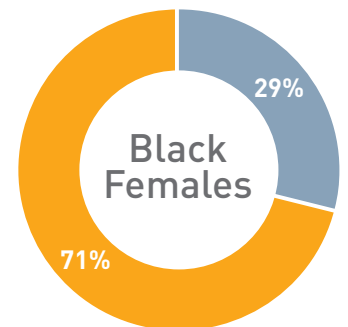


FOUR-YEAR HBCUs IN VIRGINIA

- Hampton University
- Norfolk State University
- Virginia State University
- Virginia Union University
- Virginia University of Lynchburg



■ HBCU Students
■ Non-HBCU Students



■ HBCU Students
■ Non-HBCU Students

*The source of HBCU economic impact data in this report is Humphreys, J. (2017). *HBCUs Make America Strong: The Positive Economic Impact of Historically Black Colleges and Universities*. Washington, DC: UNCF Frederick D. Patterson Institute.