

DISTRICT OF COLUMBIA

The positive educational and economic impact of the District of Columbia's HBCUs is large and lasting. The numbers (based on 2016 data) tell the story.

KEY STATS:

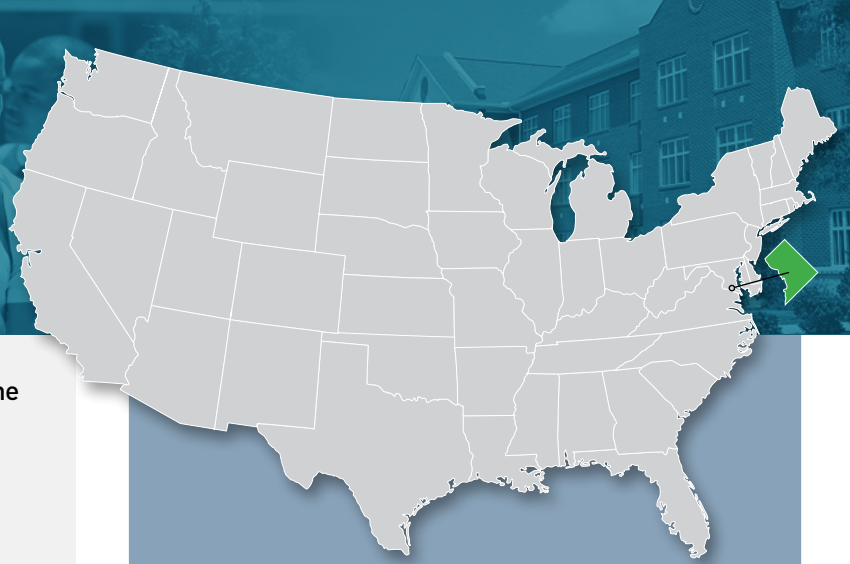
- HBCUs comprise **25%** of the four-year institutions in the district
- Enroll **71%** of all black undergraduates at public and private four-year institutions
- Award **71%** of all bachelor's degrees earned by black students

ENROLLMENT:

- **7,566**: Total number of black undergraduates enrolled at an HBCU in the district
- **75%**: Percentage of black male undergraduates enrolled at four-year HBCUs in the District of Columbia
- **69%**: Percentage of black female undergraduates enrolled at four-year HBCUs in the District of Columbia

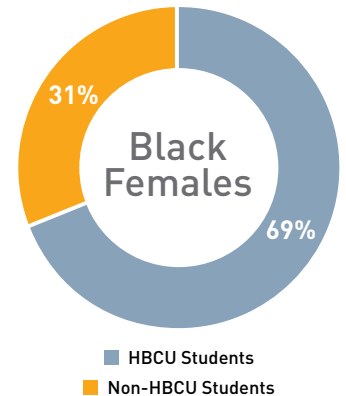
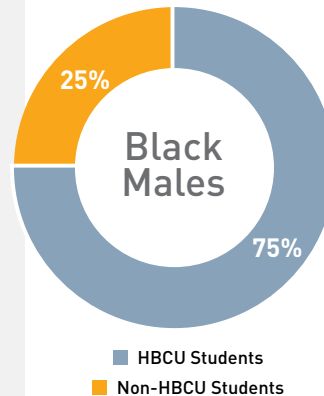
ECONOMIC IMPACT*:

- Total economic impact: DC's two HBCUs generate **\$1.8 billion** in total economic impact.
- Total employment impact: DC's two HBCUs generate **12,117 jobs** for their local and regional economy.
- Total lifetime earnings for graduates: The **2,641** DC HBCU graduates in 2014 can expect total earnings of **\$7.5 billion** over their lifetimes.



FOUR-YEAR HBCUs IN THE DISTRICT OF COLUMBIA

- Howard University
- University of the District of Columbia



*The source of HBCU economic impact data in this report is Humphreys, J. (2017). *HBCUs Make America Strong: The Positive Economic Impact of Historically Black Colleges and Universities*. Washington, DC: UNCF Frederick D. Patterson Institute.