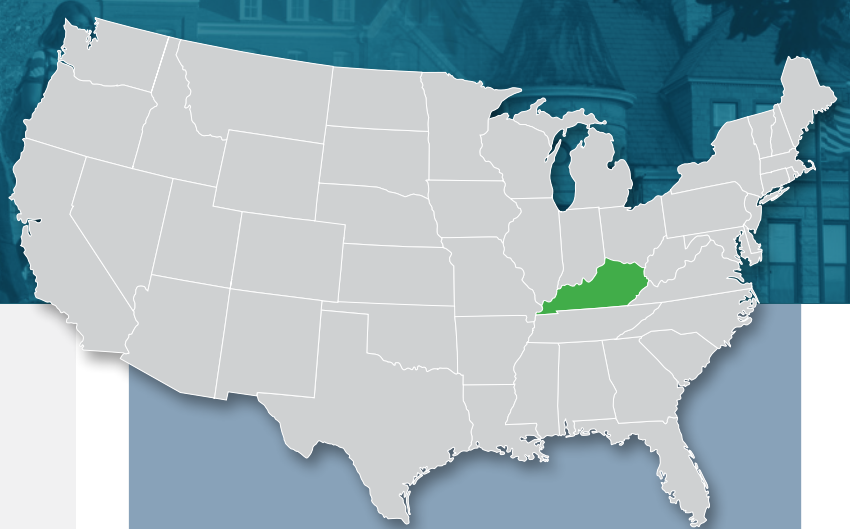


# KENTUCKY



The positive educational and economic impact of Kentucky's HBCUs is large and lasting. The numbers (based on 2016 data) tell the story.

## KEY STATS:

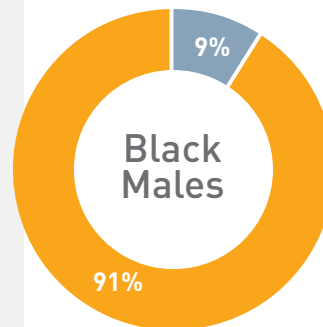
- HBCUs comprise **7%** of the four-year institutions in the state
- Enroll **9%** of all black undergraduates at public and private four-year institutions
- Award **9%** of all bachelor's degrees earned by black students

## FOUR-YEAR HBCUs IN KENTUCKY

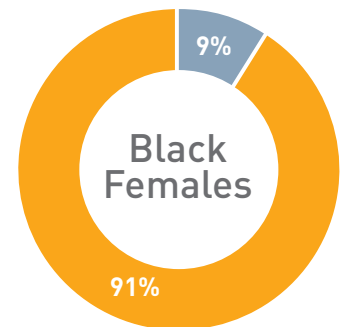
- Kentucky State University
- Simmons College of Kentucky

## ENROLLMENT:

- **936**: Total number of black undergraduates enrolled at an HBCU in the state
- **9%**: Percentage of black male undergraduates enrolled at a four-year HBCU in Kentucky
- **9%**: Percentage of black female undergraduates enrolled at a four-year HBCU in Kentucky



■ HBCU Students  
■ Non-HBCU Students



■ HBCU Students  
■ Non-HBCU Students

## ECONOMIC IMPACT\*:

- Total economic impact: Kentucky's two HBCUs generate **\$105 million** in total economic impact.
- Total employment impact: Kentucky's two HBCUs generate **1,186 jobs** for their local and regional economy.
- Total lifetime earnings for graduates: The **379** Kentucky HBCU graduates in 2014 can expect total earnings of **\$946 million** over their lifetimes.

\*The source of HBCU economic impact data in this report is Humphreys, J. (2017). *HBCUs Make America Strong: The Positive Economic Impact of Historically Black Colleges and Universities*. Washington, DC: UNCF Frederick D. Patterson Institute.