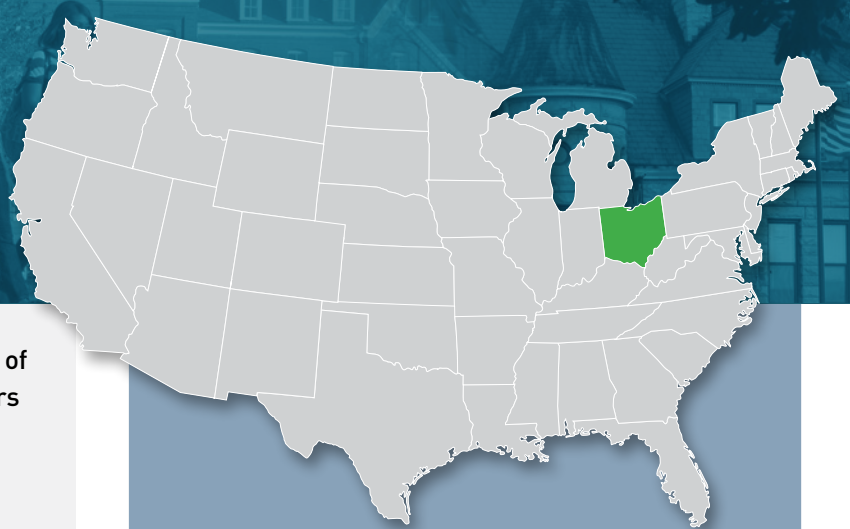


OHIO



The positive educational and economic impact of Ohio's HBCUs is large and lasting. The numbers (based on 2016 data) tell the story.

KEY STATS:

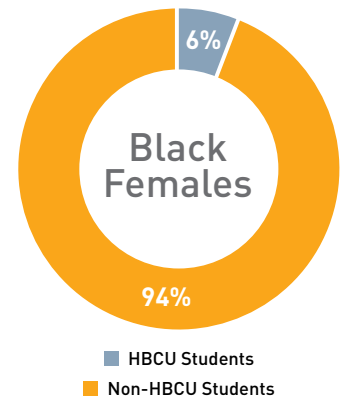
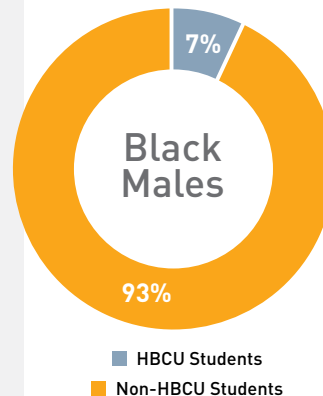
- HBCUs comprise **2%** of the four-year institutions in the state
- Enroll **7%** of all black undergraduates at public and private four-year institutions
- Award **7%** of all bachelor's degrees earned by black students

FOUR-YEAR HBCUs IN OHIO

- Central State University
- Wilberforce University

ENROLLMENT:

- **2,175**: Total number of black undergraduates enrolled at an HBCU in the state
- **7%**: Percentage of black male undergraduates enrolled at a four-year HBCU in Ohio
- **6%**: Percentage of black female undergraduates enrolled at a four-year HBCU in Ohio



ECONOMIC IMPACT*:

- Total economic impact: Ohio's two HBCUs generate **\$124 million** in total economic impact.
- Total employment impact: Ohio's two HBCUs generate **1,234 jobs** for their local and regional economy.
- Total lifetime earnings for graduates: The **407** Ohio HBCU graduates in 2014 can expect total earnings of **\$1 billion** over their lifetimes.

*The source of HBCU economic impact data in this report is Humphreys, J. (2017). *HBCUs Make America Strong: The Positive Economic Impact of Historically Black Colleges and Universities*. Washington, DC: UNCF Frederick D. Patterson Institute.