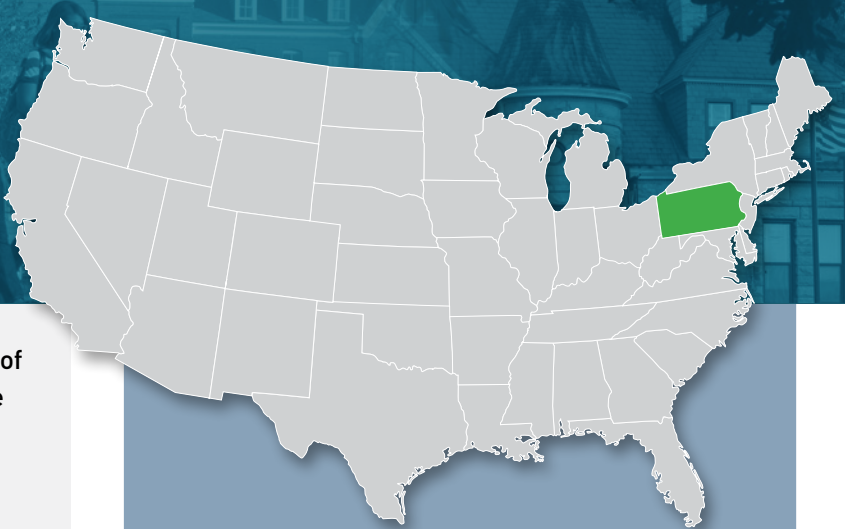


# PENNSYLVANIA



The positive educational and economic impact of Pennsylvania's HBCUs is large and lasting. The numbers (based on 2016 data) tell the story.

## KEY STATS:

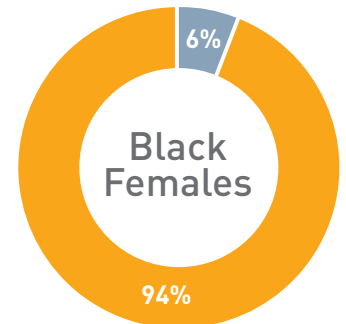
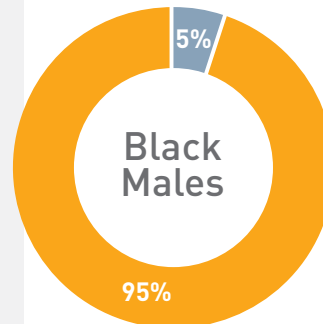
- HBCUs comprise **2%** of the four-year institutions in the state
- Enroll **6%** of all black undergraduates at public and private four-year institutions
- Award **6%** of all bachelor's degrees earned by black students

## FOUR-YEAR HBCUs IN PENNSYLVANIA

- Cheyney University of Pennsylvania
- Lincoln University

## ENROLLMENT:

- **2,085**: Total number of black undergraduates enrolled at an HBCU in the state
- **5%**: Percentage of black male undergraduates enrolled at a four-year HBCU in Pennsylvania
- **6%**: Percentage of black female undergraduates enrolled at a four-year HBCU in Pennsylvania



## ECONOMIC IMPACT\*:

- Total economic impact: Pennsylvania's two HBCUs generate **\$206 million** in total economic impact.
- Total employment impact: Pennsylvania's two HBCUs generate **1,660 jobs** for their local and regional economy.
- Total lifetime earnings for graduates: The **599** Pennsylvania HBCU graduates in 2014 can expect total earnings of **\$1.6 billion** over their lifetimes.

\*The source of HBCU economic impact data in this report is Humphreys, J. (2017). *HBCUs Make America Strong: The Positive Economic Impact of Historically Black Colleges and Universities*. Washington, DC: UNCF Frederick D. Patterson Institute.