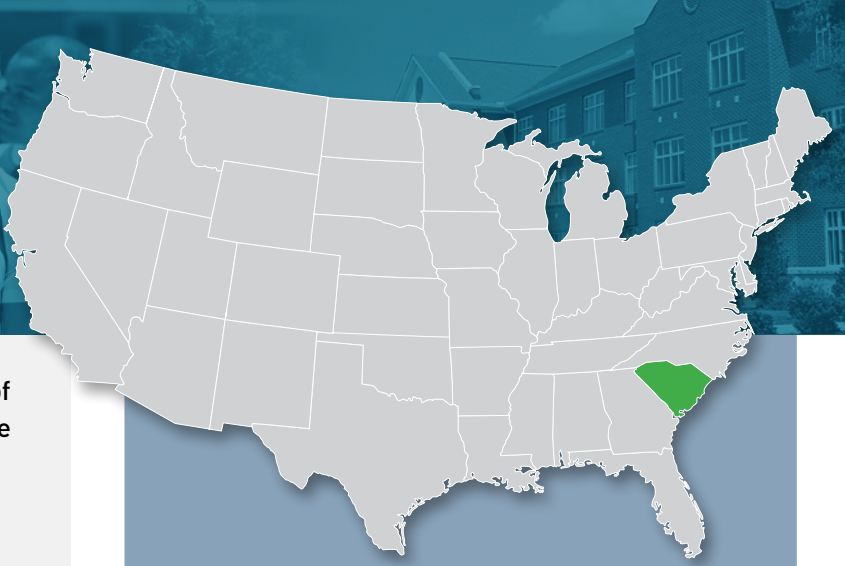


SOUTH CAROLINA



The positive educational and economic impact of South Carolina's HBCUs is large and lasting. The numbers (based on 2016 data) tell the story.

KEY STATS:

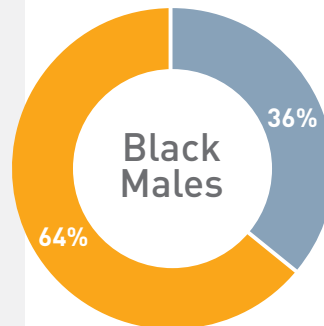
- HBCUs comprise **21%** of the four-year institutions in the state
- Enroll **32%** of all black undergraduates at public and private four-year institutions
- Award **32%** of all bachelor's degrees earned by black students

ENROLLMENT:

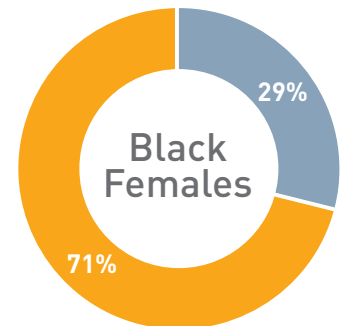
- **8,324**: Total number of black undergraduates enrolled at an HBCU in the state
- **36%**: Percentage of black male undergraduates enrolled at a four-year HBCU in South Carolina
- **29%**: Percentage of black female undergraduates enrolled at a four-year HBCU in South Carolina

FOUR-YEAR HBCUs IN SOUTH CAROLINA

- Allen University
- Benedict College
- Claflin University
- Clinton College
- Morris College
- South Carolina State University
- Voorhees College



■ HBCU Students
■ Non-HBCU Students



■ HBCU Students
■ Non-HBCU Students

ECONOMIC IMPACT*:

- Total economic impact: South Carolina's eight HBCUs generate **\$463 million** in total economic impact.
- Total employment impact: South Carolina's eight HBCUs generate **4,985 jobs** for their local and regional economy.
- Total lifetime earnings for graduates: The **2,125** South Carolina HBCU graduates in 2014 can expect total earnings of **\$5.2 billion** over their lifetimes.

*The source of HBCU economic impact data in this report is Humphreys, J. (2017). *HBCUs Make America Strong: The Positive Economic Impact of Historically Black Colleges and Universities*. Washington, DC: UNCF Frederick D. Patterson Institute.