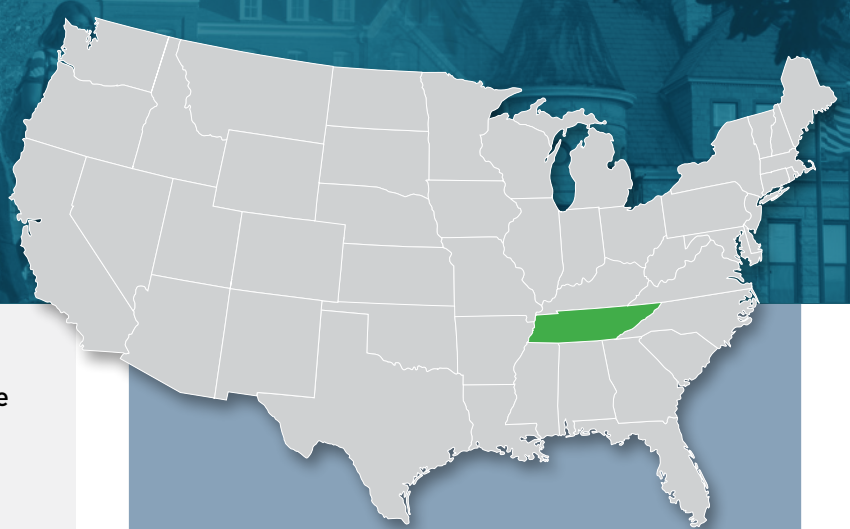


TENNESSEE



The positive educational and economic impact of Tennessee's HBCUs is large and lasting. The numbers (based on 2016 data) tell the story.

KEY STATS:

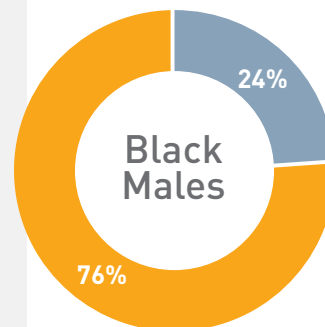
- HBCUs comprise **10%** of the four-year institutions in the state
- Enroll **24%** of all black undergraduates at public and private four-year institutions
- Award **20%** of all bachelor's degrees earned by black students

FOUR-YEAR HBCUs IN TENNESSEE

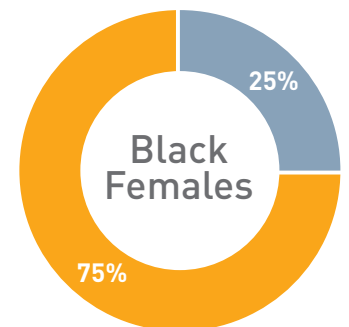
- Fisk University
- Lane College
- LeMoyne-Owen College
- Tennessee State University

ENROLLMENT:

- **7,833**: Total number of black undergraduates enrolled at an HBCU in the state
- **24%**: Percentage of black male undergraduates enrolled at a four-year HBCU in Tennessee
- **25%**: Percentage of black female undergraduates enrolled at a four-year HBCU in Tennessee



■ HBCU Students
■ Non-HBCU Students



■ HBCU Students
■ Non-HBCU Students

ECONOMIC IMPACT*:

- Total economic impact: Tennessee's five HBCUs generate **\$873 million** in total economic impact.
- Total employment impact: Tennessee's five HBCUs generate **7,289 jobs** for their local and regional economy.
- Total lifetime earnings for graduates: The **2,143** Tennessee HBCU graduates in 2014 can expect total earnings of **\$6 billion** over their lifetimes.

*The source of HBCU economic impact data in this report is Humphreys, J. (2017). *HBCUs Make America Strong: The Positive Economic Impact of Historically Black Colleges and Universities*. Washington, DC: UNCF Frederick D. Patterson Institute.