

DELAWARE

The positive educational and economic impact of Delaware's HBCU is large and lasting. The numbers (based on 2016 data) tell the story.

KEY STATS:

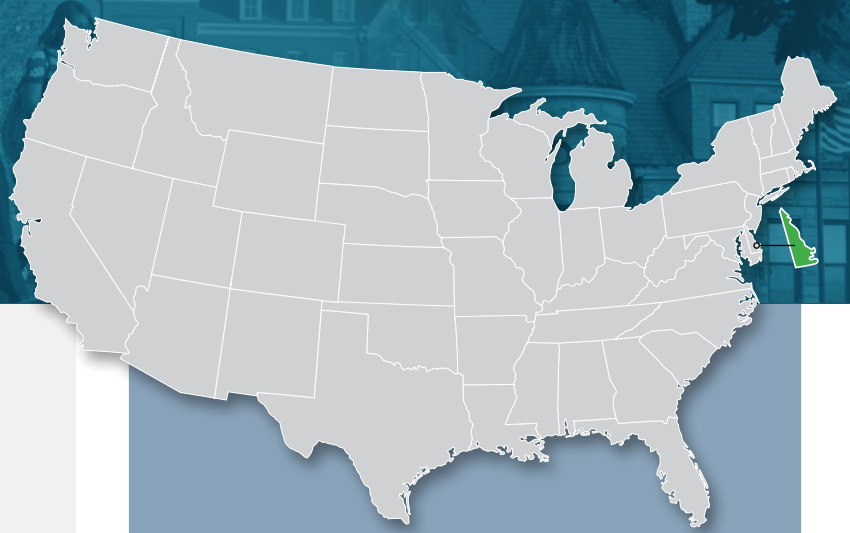
- HBCUs comprise **20%** of the four-year institutions in the state
- Enroll **26%** of all black undergraduates at public and private four-year institutions
- Award **47%** of all bachelor's degrees earned by black students

ENROLLMENT:

- **2,805**: Total number of black undergraduates enrolled at an HBCU in the state
- **39%**: Percentage of black male undergraduates enrolled at a four-year HBCU in Delaware
- **41%**: Percentage of black female undergraduates enrolled at a four-year HBCU in Delaware

ECONOMIC IMPACT*:

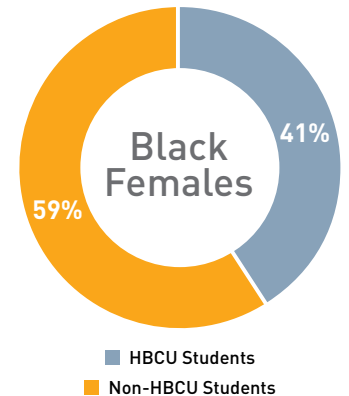
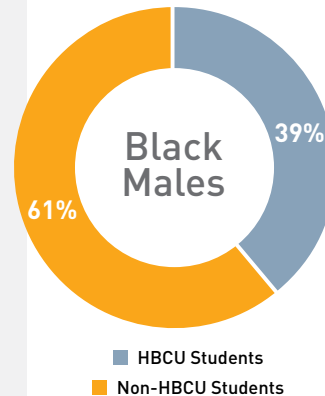
- Total economic impact: Delaware's one HBCU generates **\$243 million** in total economic impact.
- Total employment impact: Delaware's one HBCU generates **2,235 jobs** for their local and regional economy.
- Total lifetime earnings for graduates: The **686** Delaware HBCU graduates in 2014 can expect total earnings of **\$1.8 billion** over their lifetimes.



FOUR-YEAR HBCUs IN DELAWARE

- Delaware State University

Delaware State University is the only HBCU in the state. After the U.S. Virgin Islands and the District of Columbia, the HBCUs in Delaware accounted for the highest percentage of black undergraduate degree earners in states with HBCUs.



*The source of HBCU economic impact data in this report is Humphreys, J. (2017). *HBCUs Make America Strong: The Positive Economic Impact of Historically Black Colleges and Universities*. Washington, DC: UNCF Frederick D. Patterson Institute.